



# BRANDENBURG – THE BUSINESS LOCATION

› Facts and figures

## BRANDENBURG

Metropolitan region at the heart of Europe . . . . .	3
At Europe's centre – connected to the world . . . . .	4
The German Capital Region . . . . .	5
Brandenburg – the Innovation Region . . . . .	7
Brandenburg – the Growth Region . . . . .	8

## INFRASTRUCTURE

Sophisticated transport network . . . . .	11
Trans-European Transport Network (TEN-T) . . . . .	12
The Berlin-Brandenburg Airport BER . . . . .	13

## LOCATION ASSETS

Highly qualified workforce . . . . .	14
Commercial, industrial and office spaces . . . . .	16
Tailored funding programmes . . . . .	17
Attractive research landscape . . . . .	18
The region of renewable energy . . . . .	19

## ECONOMIC STRUCTURE

Cross-industry clusters of the German Capital Region . . . . .	21
Strong industries in Brandenburg . . . . .	22
Companies in Brandenburg . . . . .	24
International investors in Brandenburg . . . . .	25
Exports from Brandenburg . . . . .	26
Development of real gross domestic product 2020 . . . . .	28
Business registrations and new businesses in Brandenburg . . . . .	29

## AT HOME IN BRANDENBURG

The region that pays off . . . . .	31
International schools in Berlin and Brandenburg . . . . .	32
Brandenburg offers a high standard of living . . . . .	33

## Metropolitan region at the heart of Europe

The State of Brandenburg is one of the most dynamic industrial hubs and home to many service-oriented businesses at the heart of Europe.

**2.5 million**  
residents  
(as of: 31/12/2020)

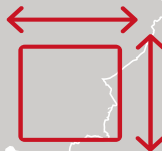


**92,243**  
VAT-liable companies  
(as of: 2018, tax-liable companies with deliveries and services over EUR 17,500)



**1.117 million**  
employees 2020

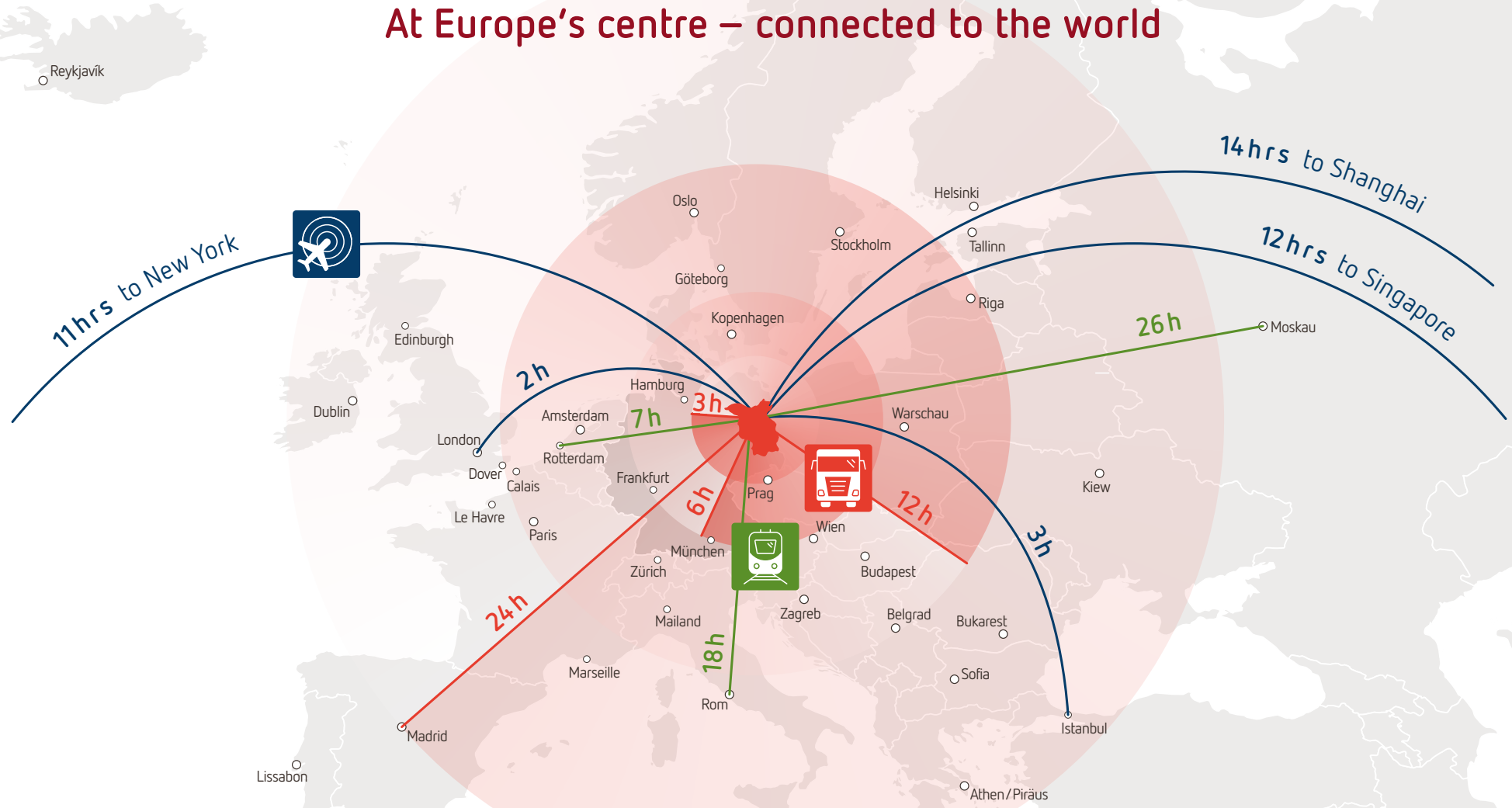
**29,654 km<sup>2</sup>**  
surface area



**EUR 73.9 billion**  
GDP

Source: Ministry of Economic Affairs, Labour and Energy of the State of Brandenburg, [mwae.brandenburg.de](http://mwae.brandenburg.de)

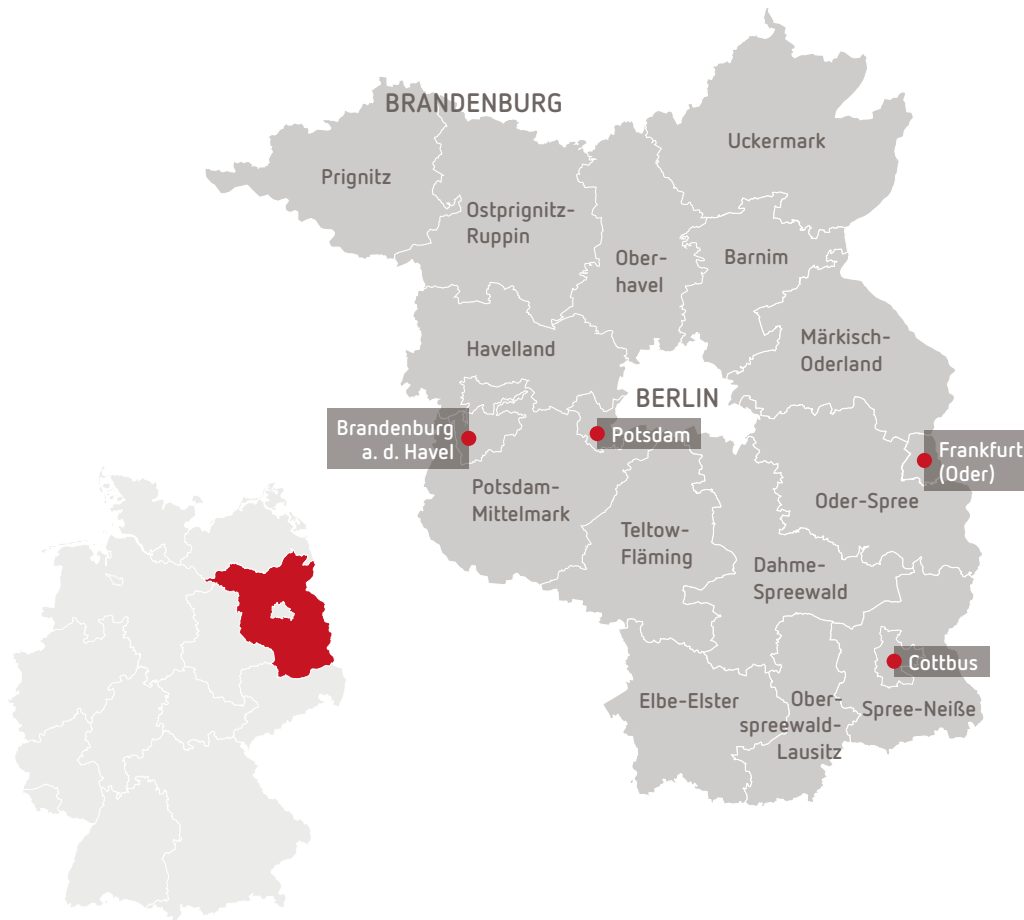
## At Europe's centre – connected to the world



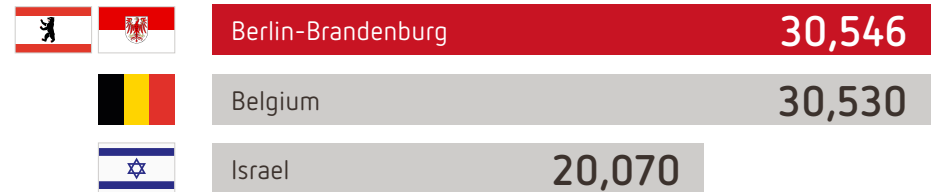


## The German Capital Region

Together, Berlin and Brandenburg form a large economic area – The German Capital Region.




### Size, in km<sup>2</sup>



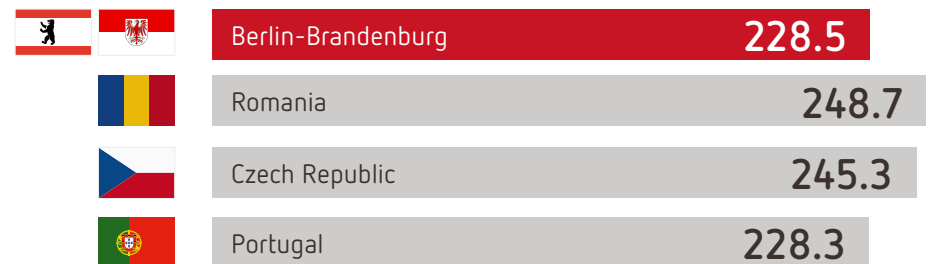
Source: www.wko.at

### Population, in millions



Source: www.wko.at

### Gross domestic product, in EUR billions



Source: www.statista.com



Seat of Germany's government and parliament

**Networking hub:**  
leading business and industry  
associations



Number 1 conference  
location in Germany

**600**  
trade fairs and  
congresses  
**1.8 million**  
visitors per year



## Brandenburg – the Innovation Region

The high density of research and scientific institutes drives an intensive exchange with companies. Dozens of innovative, award-winning ideas are born here.



1902

### A long tradition of innovation

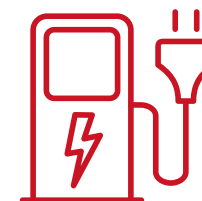
An everyday item no one pauses to think about – the drawing pin. Now used worldwide, its inventor, Johann Kirsten, came from Lychen in northern Brandenburg. It was made over 100 years ago in the master watchmaker's workshop.



### Award-winning innovation

**Berlin-Brandenburg Innovation Award**  
[www.innovationspreis.de/english](http://www.innovationspreis.de/english)

**Brandenburg Innovation Award**  
[www.brandenburger-innovationspreis.de](http://www.brandenburger-innovationspreis.de)  
(only in German)



2020

### Innovation with a future

Just one of many examples of electromobility: The **"Charging Node"**, developed in Wildau, makes it possible to charge up for a range of 200 km in just 10 minutes, regardless of any existing infrastructure. CO<sub>2</sub>-neutral power is generated from liquid, renewable energy storage at the charging station itself.

## Brandenburg – the Growth Region

### IW Regional Ranking 2020

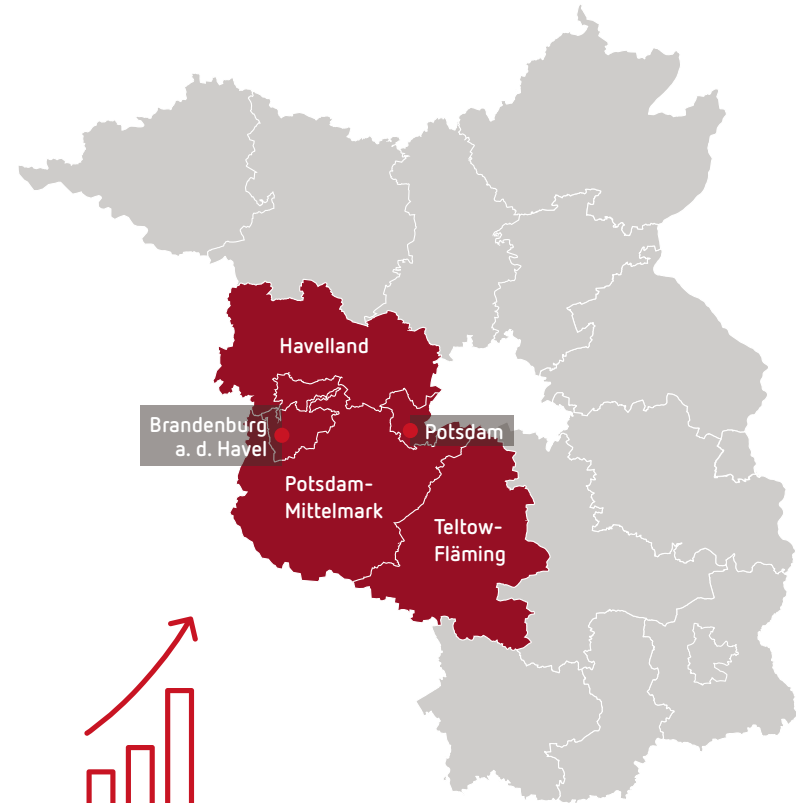
Economic structure – labour market – standard of living

Germany's regions are the power houses of its economy. Brandenburg's districts are among Germany's rising regions.

401 districts  
in Germany

	Ranking
Dahme-Spreewald district	7
Teltow-Fläming district	33
Potsdam district	49
Potsdam-Mittelmark district	64
Oberhavel district	84
LK Barnim district	98
Berlin	132

Source: IW Regional Ranking 2020 | The German Economic Institute, IW Trends 2/2020



### Rising Region 2020 Havelland-Fläming\*

\* The Havelland-Fläming region is formed by the districts Havelland, Potsdam-Mittelmark and Teltow-Fläming, and the urban districts Potsdam and Brandenburg an der Havel.

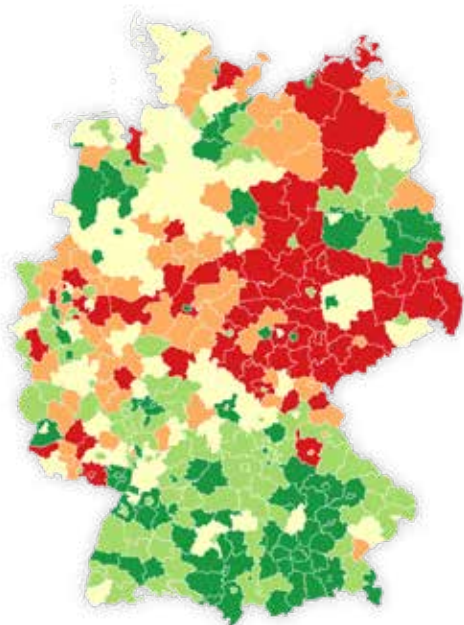
Source: IW Report 20/2020

## Brandenburg – the Growth Region

### Prognos Regional Sector Forecast 2030


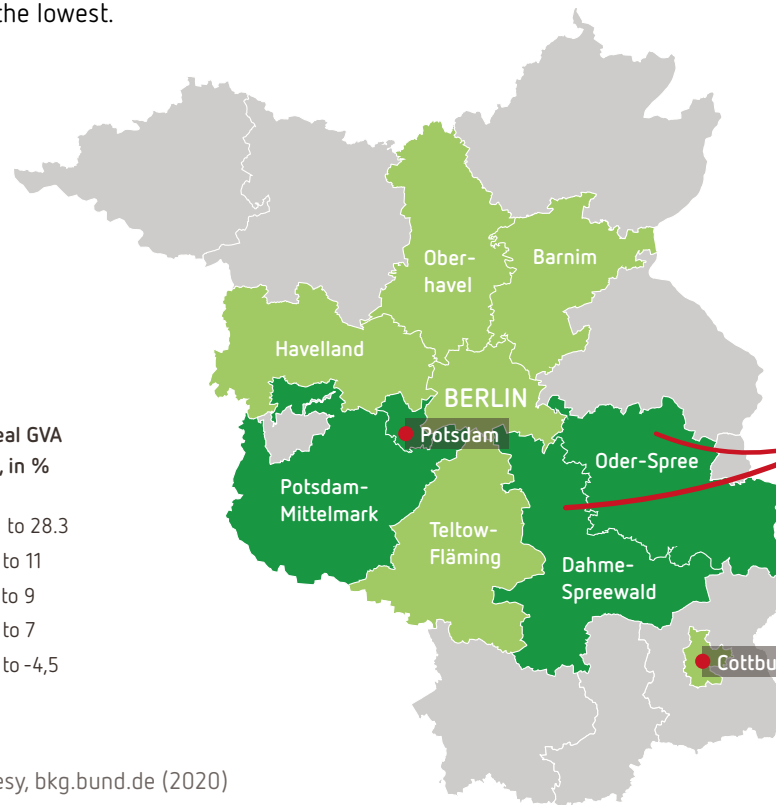
Change in real GVA 2019–2030, in %

The map of Germany shows the forecast changes in the 401 German districts and urban districts from 2019 to 2030. The green districts and urban districts record the highest growth rates; the red record the lowest.



Change in real GVA  
2019–2030, in %

- larger 11 to 28.3
- larger 9 to 11
- larger 7 to 9
- larger 5 to 7
- larger 5 to -4,5



**Economic growth  
champions by 2030**

Dahme-Spreewald district  
Oder-Spree district

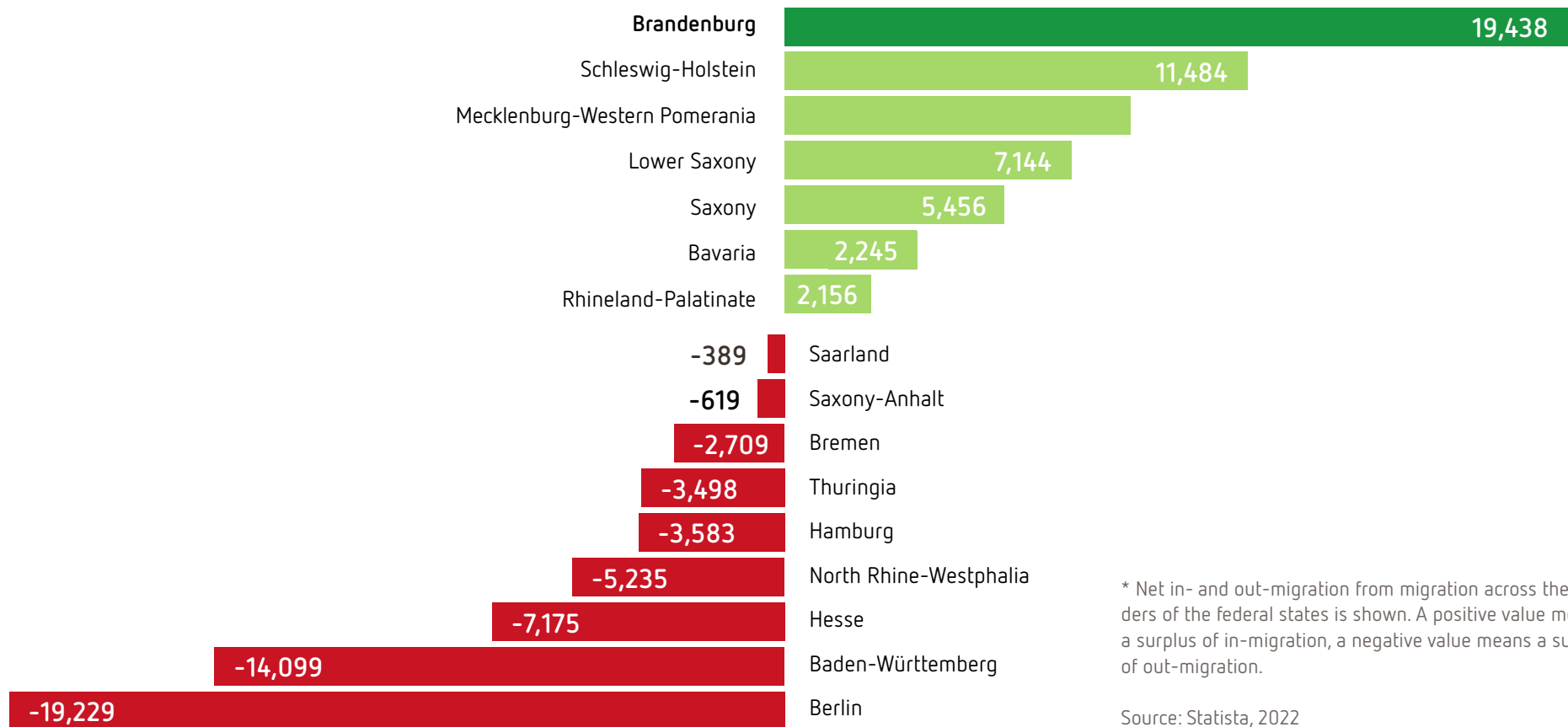
Base map: Federal Agency for Cartography and Geodesy, bkg.bund.de (2020)  
Source: Handelsblatt/Prognos AG



## Brandenburg – the Growth Region

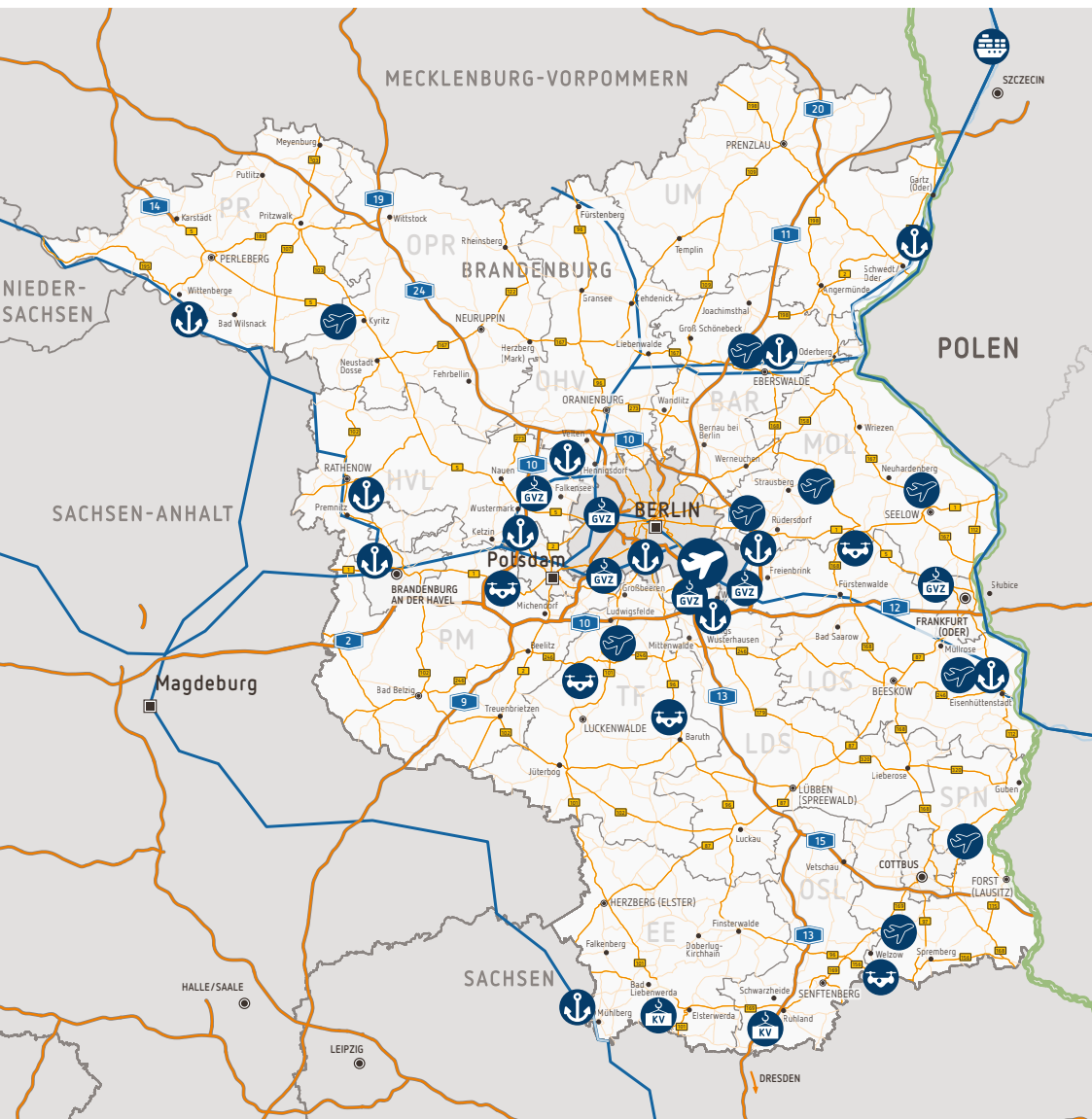
### Net domestic migration in Germany

Net in- and out-migration across the borders of the federal states\* in 2020



\* Net in- and out-migration from migration across the borders of the federal states is shown. A positive value means a surplus of in-migration, a negative value means a surplus of out-migration.

Source: Statista, 2022



## Sophisticated transport network

Brandenburg has one of the most sophisticated transport networks in Europe

- 

**800 km**  
federal motorways



**6**  
freight villages
- 

**12,500 km**  
of national, regional  
and district highways



**2**  
combined transport  
terminals
- 

**3,300 km**  
of railway lines



**1**  
international airport
- 

**1,300 km**  
of waterways

**10**  
commercial airfields
- 

**11**  
inland ports

**5**  
drone fields

Source: Ministry of Infrastructure and Federal State Planning of the State of Brandenburg, [mil.brandenburg.de](http://mil.brandenburg.de)

## Trans-European Transport Network (TEN-T)

From Brandenburg to Europe – three trans-European corridors run through Brandenburg and connect the European continent.

### North-Baltic Sea Corridor

Bremerhaven/Rotterdam/Antwerp-Berlin-Warsaw-Terespol/Kaunas and Helsinki link western European ports with terminals in Germany, Poland and the Baltics

### Orient/East-Med Corridor

as link between German North Sea and Baltic Sea regions and via Berlin to the Czech Republic-Slovakia-Hungary to the Black Sea (Bulgaria/Romania) and the eastern Mediterranean (Greece)

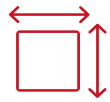
### Scandinavian-Mediterranean Corridor

as north-south axis from Scandinavia via Hamburg and Rostock to Italy



## The Berlin-Brandenburg Airport BER

With BER, (Willy Brandt Berlin Brandenburg Airport), Brandenburg is home to one of the world's most modern air traffic hubs.



**1,470 ha**  
surface area =  
2,000 football fields



**43 million**  
Air passengers /  
annual capacity



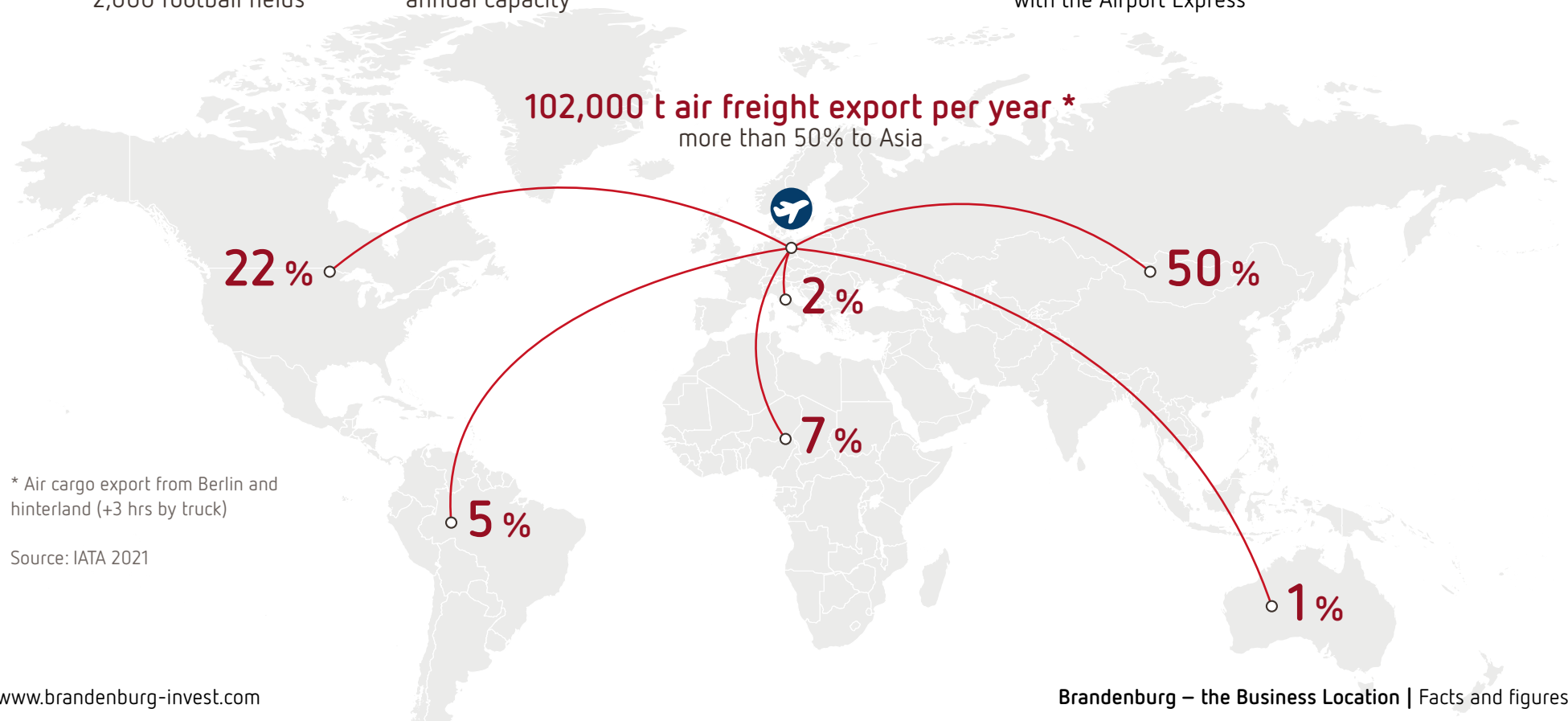
**2**  
runways



**30 min**  
to Berlin Central Station  
with the Airport Express



**14,000**  
Parking spaces



\* Air cargo export from Berlin and hinterland (+3 hrs by truck)

Source: IATA 2021

## Highly qualified workforce

Highly motivated and excellently trained employees are your key to success in the German capital region.

**3.2 million**  
employees in  
Berlin-Brandenburg


**80%**  
of employees have a vocational  
or higher education qualification



**245,000** students  
at universities and colleges



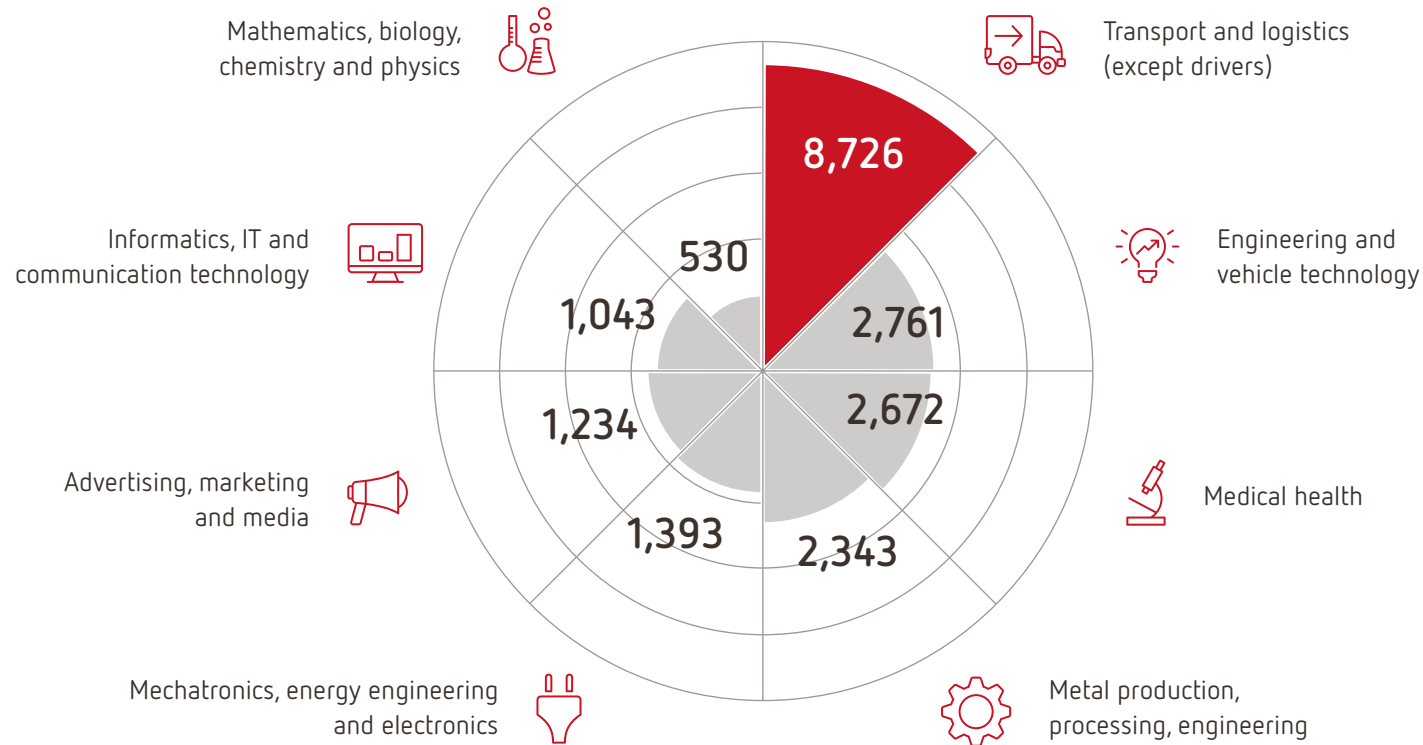
**65,000** trainees  
in dual vocational education  
and training



More information on Brandenburg's workforce at  
[www.fachkraefteportal-brandenburg.de/en/](http://www.fachkraefteportal-brandenburg.de/en/)



## Available skilled workers in Brandenburg per occupational group



More information on Brandenburg's workforce at [www.fachkraefteportal-brandenburg.de/en/](http://www.fachkraefteportal-brandenburg.de/en/)

Source: Federal Employment Agency statistics, as of January 2023

## Commercial, industrial and office spaces

Brandenburg is a large state, offering companies and investors the ideal environment for their relocations and expansions.

Over **1,500** commercial, industrial and office spaces available

Reasonably priced construction land for industrial and commercial estates

Inexpensive office rental costs

More information at:  
[www.brandenburg-business-guide.de/en](http://www.brandenburg-business-guide.de/en)

## Average cost of office rentals in selected German federal states

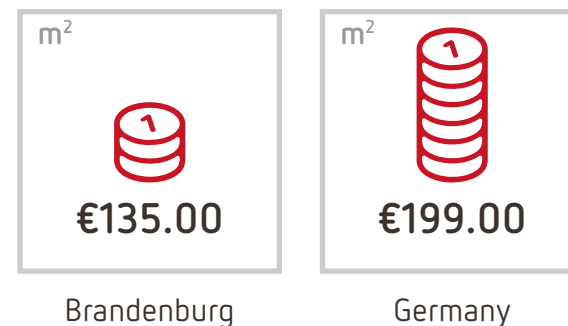
In €/m<sup>2</sup>, net ex. services per month

Brandenburg	6.0
Bavaria	6.6
Baden-Württemberg	11.0
Hamburg	11.2
Berlin	11.5

Source: Commercial price comparison 2019/2020

## Cost comparison of land available for building

In €/m<sup>2</sup>



Source: Federal Statistical Office, Fachserie 17, Reihe 5, 2020

## Tailored funding programmes

Customised and versatile – companies in Brandenburg benefit from numerous funding opportunities.

### Support for investments



Up to 45 % grant for

- Investments
- Personnel costs

### Support with innovations



Project grant up to EUR 3 million for

- individual and joint projects

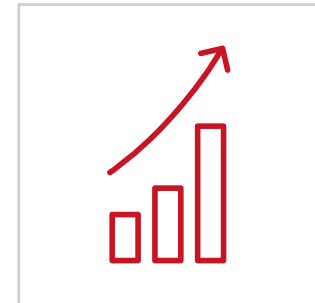
### Funding of continuing training



50 % grant for companies

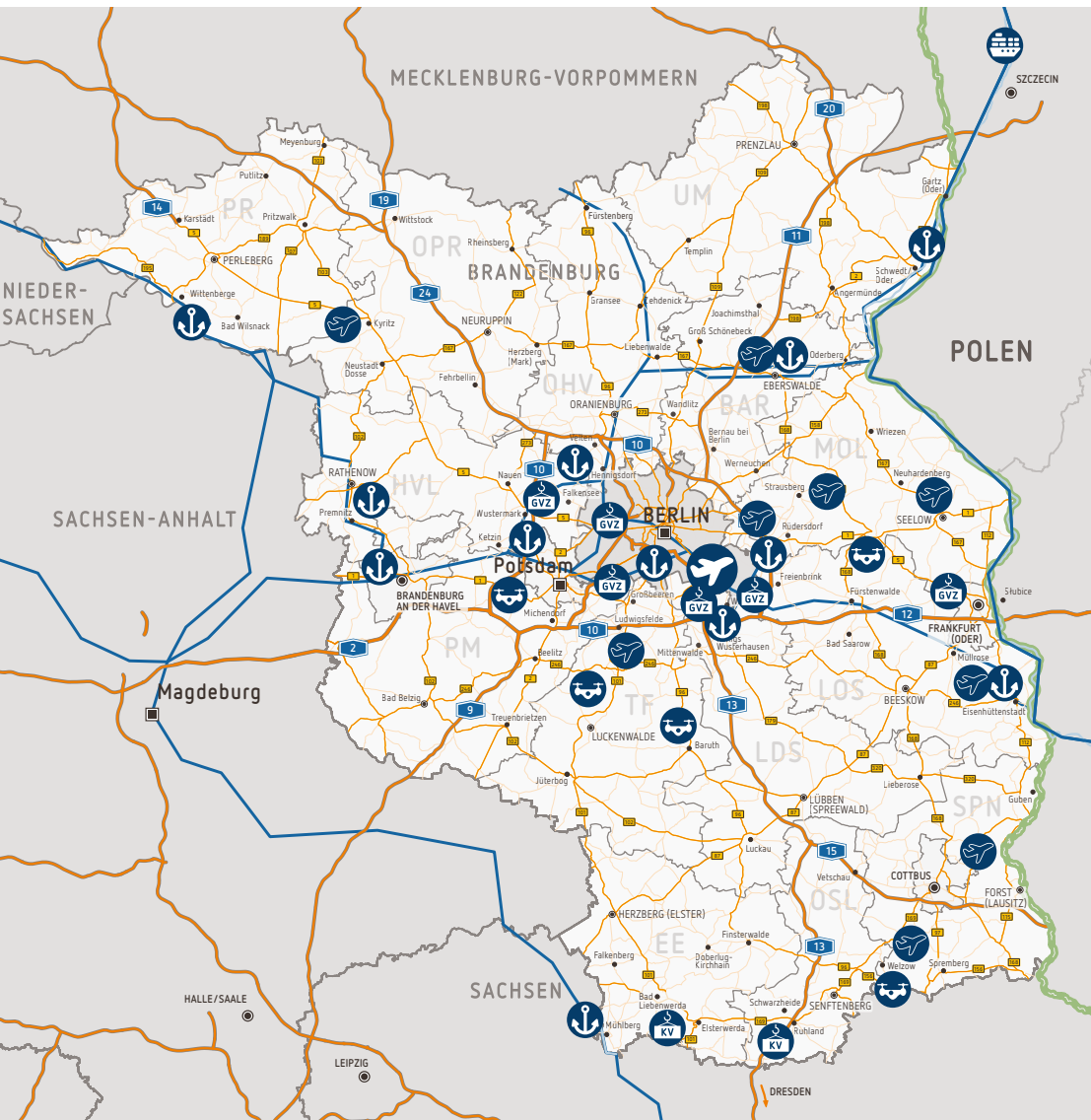
- Twice a year possible
- independent of topic

### Financing tools



Favourable conditions for

- company loans
- guaranties
- capital participation



## Attractive research landscape

The high research density in Berlin-Brandenburg drives the intensive exchange between companies and research institutes, and thus the development of innovative products and services.



**>50**  
universities and  
technical colleges



**>100**  
non-university  
research institutions

**21**  
Leibnitz Association  
institutes

**6**  
Fraunhofer institutes

**8**  
Max Planck Society  
institutes

**7**  
institutes of the Helmholtz  
Association of German  
Research Centres

**45**  
technology and  
start-up centres



**34 Nobel Prize Winners**  
(incl. in Chemistry, Physics, Medicine,  
Literature)

## The region of renewable energy

Brandenburg is Germany's front runner when it comes to renewable energies. The state has the highest installed per-capita output in the whole of Germany.



**100 %**  
share of the renewable energies in  
gross power consumption (2020)

**about 4,000**  
wind turbines with around  
8,000 MW total output

**20,100**  
GW cover the energy requirements  
of 5.36 million households

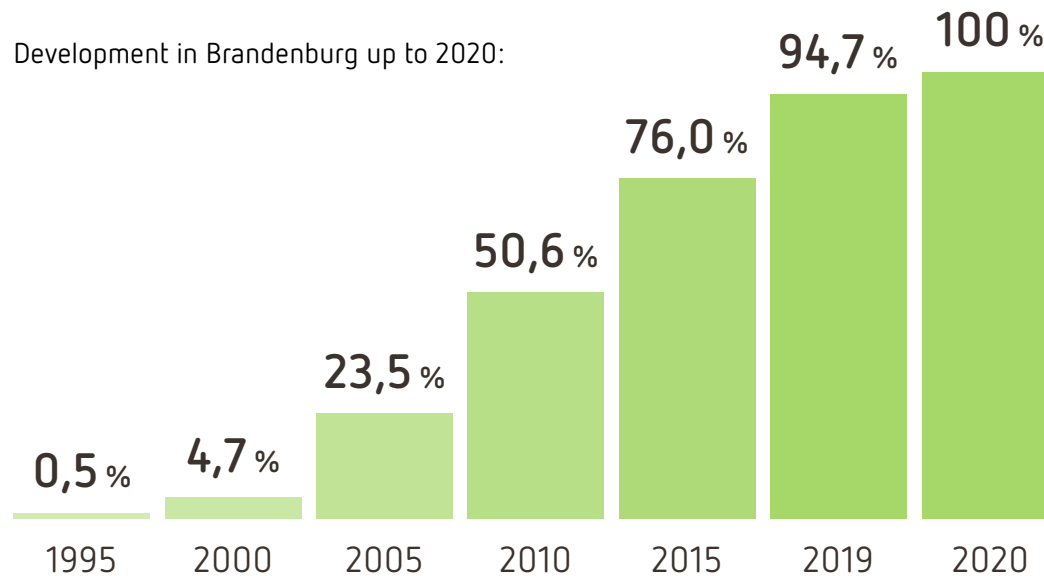
**over 57,100**  
photovoltaic plants with around  
4,800 megawatts (MW) total  
output

**over 730**  
biomass plants with around 500  
megawatts (MW) power output

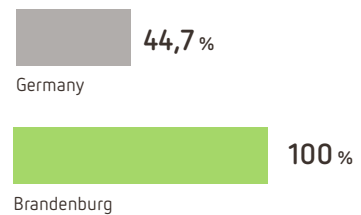


## The region of renewable energy

### Share of renewable energies in gross energy consumption



Comparison Deutschland / Brandenburg 2020:



Sources: Monitoring Report on Brandenburg's Energy Strategy




## Cross-industry clusters of the German Capital Region

In Brandenburg's most important economic sectors the clusters bring together players from business and science with intermediaries. The Cluster Managements support the networking between them. Five of Brandenburg's nine clusters are interstate with Berlin.

### BERLIN-BRANDENBURG CLUSTERS:

Cluster Energy Technology 

Cluster Transport, Mobility and Logistics 

Cluster ICT, Media and Creative Industries 

Cluster Healthcare Industries 

Cluster Photonics 

### BRANDENBURG CLUSTERS:

Cluster Food Industry 

Cluster Metal Industry 

Cluster Plastics and Chemistry 

Cluster Tourism 



## Strong industries in Brandenburg I\*

The Capital Region Berlin-Brandenburg represents forward-looking industry and modern service solutions. This is clearly visible in many industries.

### ENERGY TECHNOLOGY



**>2,300** companies  
**>14,000** employees

### AUTOMOTIVE AND SUPPLIER INDUSTRY



**>200** companies  
**>21,000** employees

### AVIATION TECHNOLOGY



**>130** companies  
**>17,000** employees

### IT AND COMMUNICATION SERVICES



**>11,000** companies  
**>41,000** employees

### MEDIA INDUSTRY AND GAMES



**>11,700** companies  
**>70,000** employees

### HEALTHCARE INDUSTRY AND LIFE SCIENCES



**>21,800** companies  
**>373,000** employees

### RAIL SYSTEMS TECHNOLOGY



**>100** companies  
**>20,700** employees

### LOGISTICS



**>3,800** companies  
**>200,440** employees

### ELECTRONICS INDUSTRY



**>210** companies  
**>31,000** employees

\* together with Berlin

## Strong industries in Brandenburg II

Brandenburg is an industrial hub. Both global players and numerous SMEs are at home here.

### METAL INDUSTRY AND MECHANICAL ENGINEERING



**>2,500** companies  
**>37,800** employees

### FOOD INDUSTRY



**>3,400** companies  
**>58,000** employees

### PLASTICS AND CHEMISTRY



**>110** companies  
**>11,600** employees

### PAPER PRODUCTION AND PROCESSING



**>30** companies  
**>4,350** employees

### PHOTONICS



**>620** companies  
**>5,800** employees

### WOOD AND PAPER INDUSTRIES



**>45** companies  
**>4,150** employees



## Companies in Brandenburg (selection)



Mercedes-Benz





## International investors in Brandenburg

The world loves to do business in Brandenburg — this is clear from the great many international relocation and investment projects.



## Exports from Brandenburg I

Almost one in three euros of Brandenburg's manufacturing sector is now earned on the global markets.

From 2010 to 2020 the share of foreign revenue in Brandenburg increased by 2.3%

**29.5 %.**

**88.8 %**

almost all of Brandenburg's export goods are industrial products.

This includes ready-made products at 89%, of which 67% are end products.



In 2019 pharmaceutical products with a goods value of close to

**EUR 1.2 billion (9.4 % of total exports)**

and aircraft with a goods value of close to

**EUR 1.2 billion (9.3 % der Gesamtausfuhr)**

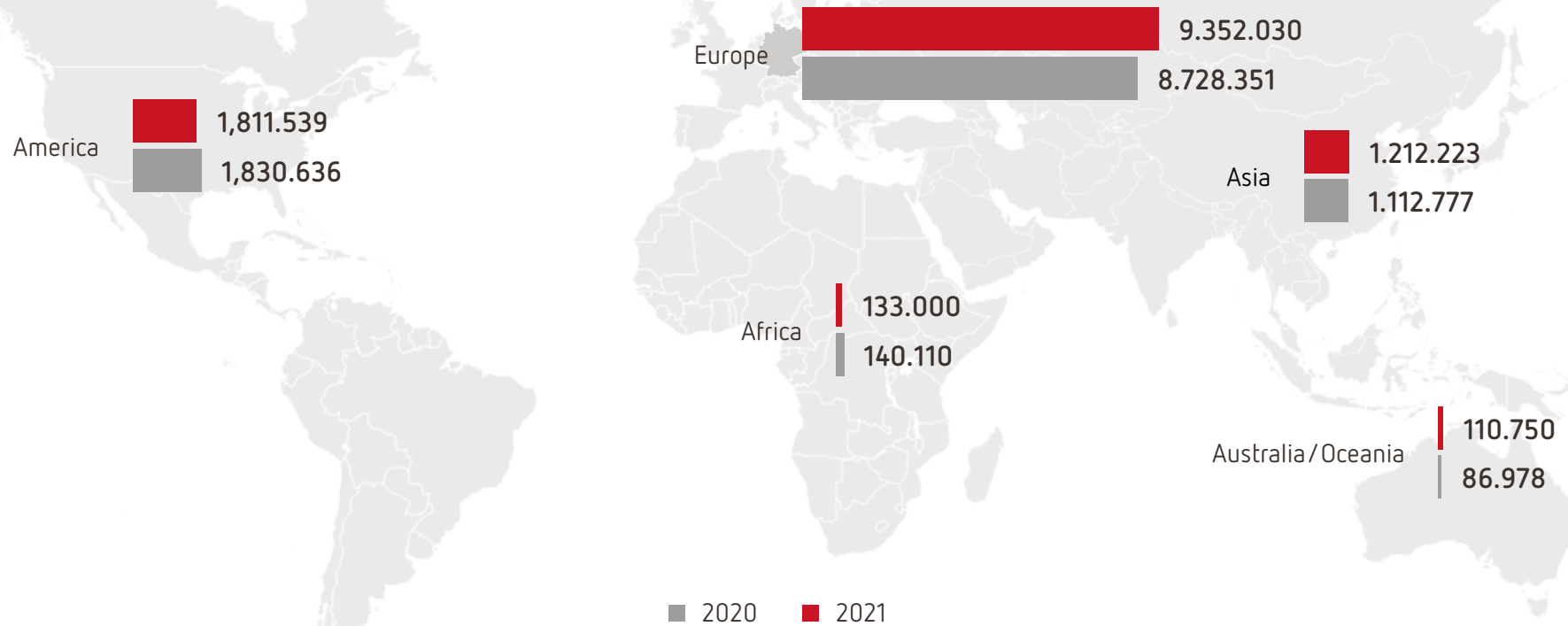
were the most important subgroup goods in the state's exports.

Source: Ministry of Economic Affairs, Labour and Energy of the State of Brandenburg (MWAE), [mwae.brandenburg.de](http://mwae.brandenburg.de)

## Exports from Brandenburg II

Brandenburg products can be found on every continent these days.

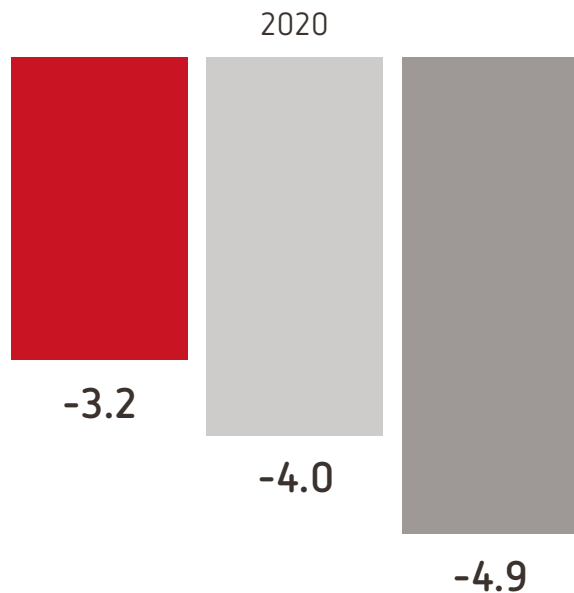
Goods export to destination continents and country groups in EUR thousands



Source: wirtschaftsstatistik.brandenburg.de

## Development of real gross domestic product 2020

Rate of change of gross domestic product, in % (in real terms, chained)



- State of Brandenburg
- New federal states (except Berlin)
- Germany

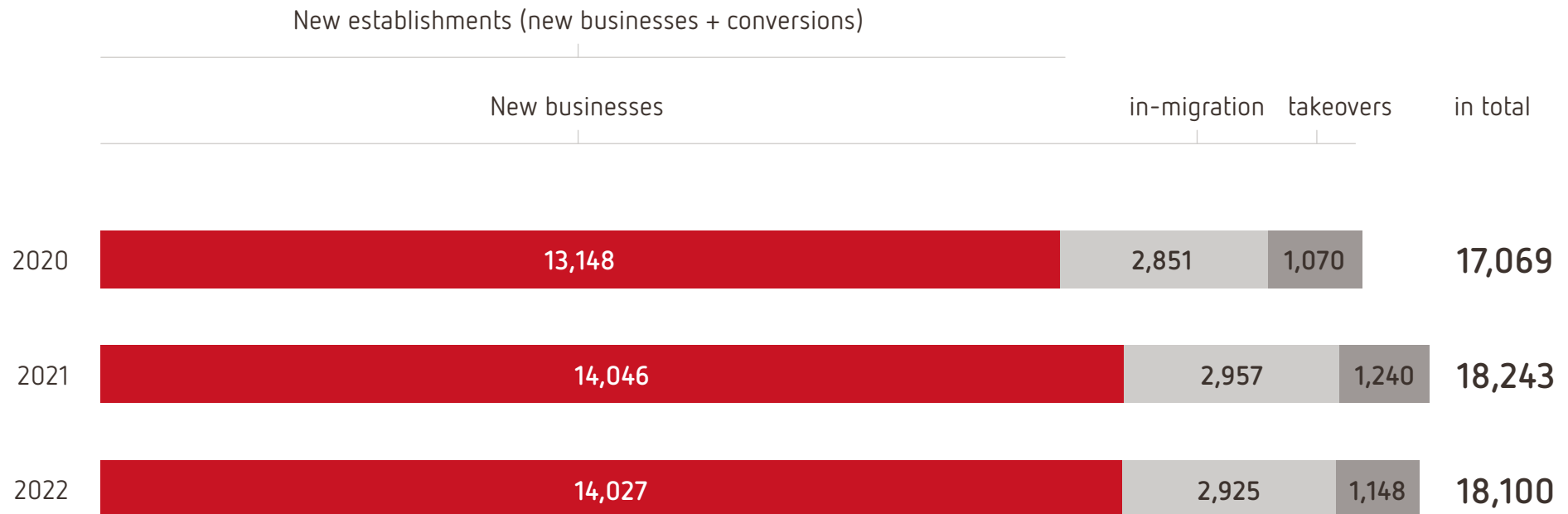
While Brandenburg's economic performance dropped overall in 2020 in the wake of the coronavirus pandemic, it still dropped less than in the German economy as a whole: the national **change rate of the gross domestic product in real terms** (GDP) decreased two years ago by 4.9 %. In Brandenburg the downturn was only -3.2 %.

This means that **economic growth** in Brandenburg was at 0.5 % over the past five years, thus slightly above the national average of 0.4 %. The domestic economy has been the economic driving force in the past few years.

Sources: Results of the working group "Volkswirtschaftliche Gesamtrechnungen der Länder (Economic accounts of the federal states", March 2020; [de.statista.com/statistik/daten/studie/2112/umfrage/veraenderung-des-bruttoinlandprodukts-im-vergleich-zum-vorjahr/](https://de.statista.com/statistik/daten/studie/2112/umfrage/veraenderung-des-bruttoinlandprodukts-im-vergleich-zum-vorjahr/)

## Business registrations and new businesses in Brandenburg

Continual increase – new businesses are booming in Brandenburg.



Source: wirtschaftsstatistik.brandenburg.de



## In the top 5 for start-ups

Federal ranking of entrepreneurial activity

Ranking corresponds to the number of start-up founders per 10,000 persons of working age in the time period 2018–2020.



	ranking
Berlin	1
Hamburg	2
Schleswig-Holstein	3
Bavaria	4
<b>Brandenburg</b>	<b>5</b>
Baden-Württemberg	6
Lower Saxony	7
Hesse	8
Saxony	9
North Rhine-Westphalia	10
Thuringia	11
Saarland	12
Rhineland-Palatinate	13
Saxony-Anhalt	14
Mecklenburg-Western	15
Bremen	16

Source: KfW Entrepreneurship Monitor 2020

## The region that pays off

Wide-ranging school provision, reasonably priced construction land and moderate rents – the metropolitan region offers plenty of incentive.

### Average rent costs, net ex. services

2020, in €/m<sup>2</sup>



Brandenburg overall

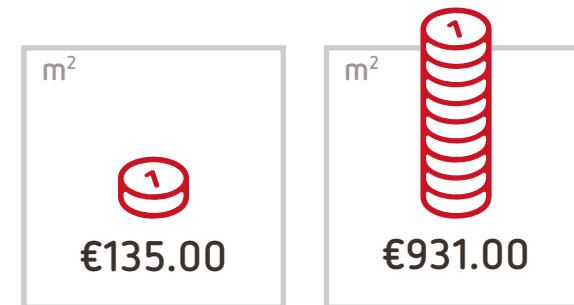
greater Berlin area

Berlin

Source: BBU Verband Berlin-Brandenburgischer Wohnungsunternehmen e. V.  
(Association of Berlin-Brandenburg housing companies)

### Average costs for construction land

2020, in €/m<sup>2</sup>



Brandenburg

Berlin

Source: rbb24; Federal Statistical Office

## International schools in Berlin and Brandenburg

- Berlin British School
- Berlin Brandenburg International School (BBIS) Kleinmachnow
- École Voltaire Primary School Berlin
- Lycée Français Berlin
- International Primary School Potsdam
- Japanese International School Berlin
- John F. Kennedy School Berlin
- Ludwig-Leichhardt High School Cottbus (lessons in Japanese and student exchange programmes with schools in Japan, Canada and Australia)
- Swedish School in Berlin
- Nelson Mandela School Berlin
- Karl-Liebknecht High School Frankfurt (Oder) (German-Polish teaching schemes)



## Brandenburg offers a high standard of living

Enjoyment of nature, cultural experiences, active leisure time – Berlin and Brandenburg have a lot to offer.



### Culture

**4**

opera houses

**200**

theatres

**More than 800**

museums and galleries

**8**

symphony orchestras



### Leisure

**500**

palaces and parks

Nature reserves, forests

Idyllic river landscapes

Wellness – numerous thermal baths

Waterparks and hotel resorts

Boat tourism (no license required)

**Over 14 million**

overnight stays in Brandenburg in 2019





## ... and plenty of recreation possibilities



### Recreation



**200**  
tennis facilities



**7,900 km**  
of bicycle trails



**22**  
golf courses



**190 km**  
of inline skating trails (Flaeming Skate)



**Over 600**  
equestrian centres



**3,000**  
lakes for various water sports



Motor sport – DEKRA EuroSpeedway Lausitz





## > For your success in Brandenburg

### Your contact



**Alexander Gallrein**  
Head of Department Marketing  
and Communications, Press Officer  
T +49 331 – 730 61-111  
alexander.gallrein@wfbb.de



**Jürgen Vogler**  
Head of Division  
Investment & Innovation  
T +49 331 – 730 61-201  
juergen.vogler@wfbb.de

**Wirtschaftsförderung Land Brandenburg GmbH**  
Babelsberger Str. 21  
14473 Potsdam  
Germany

Picture credits:  
(Titel) ipopba – stock.adobe.com,  
(S. 6 b.l.) Frank Peters – stock.adobe.com,  
(S. 20) anatoliy\_gleb – stock.adobe.com,  
(S. 32 l.) istock/South\_agency,  
(S. 32 c.) istock/kali9,  
(S. 33 t.l.) TMB Fotoarchiv/Grit Onnen,  
(S. 33 b.l.) pure-life-pictures – stock.adobe.com,  
(S. 34 t.r.) NDABCREATIVITY – stock.adobe.com,  
(S. 34 b.r.) Kzenon – stock.adobe.com

[www.brandenburg-invest.com](http://www.brandenburg-invest.com)

© WFBB 2023 – All rights reserved

